

**BL-C131 Wireless IP Camera**



**Features**

- Wireless LAN (802.11b/802.11g)
- Simultaneous MPEG-4 and JPEG
- IPv4/IPv6 Dual Stack
- Built-in Microphone
- Built-in Human Detection Sensor
- Privacy Mode
- Remote Pan and Tilt Control
- 10x Digital Zoom Function
- Multi-camera Capability
- Color Night View Mode (3.00 lux)
- Cell Phone Monitoring



"ECO LEAF"  
official homepage is here.

**Features**

**Wireless Communication**


Install the camera anywhere\*1 with no transmission cables to connect, and enjoy

high-speed communications at 2.4 GHz, 54 Mbps\*2 (IEEE 802.11g) or 2.4 GHz, 11 Mbps\*2 (IEEE 802.11b).



## Simultaneous MPEG-4 and JPEG

Cameras simultaneously send MPEG-4 images in three resolutions (VGA, QVGA, and SCIF), and JPEG images in the same three resolutions in favour motion, standard, and favour clarity image-quality types. MPEG-4 is recommended for viewing smooth motion images, and JPEG is recommended for recording higher quality images.



\* Size comparisons are simulated.

### MPEG-4 Visual License

This product is licensed under the MPEG-4 Visual patent portfolio license for the personal and noncommercial use of a consumer for (i) encoding video in compliance with the MPEG-4 Visual Standard ("MPEG-4 Video") and/or (ii) decoding MPEG-4 Video that was encoded by a consumer engaged in a personal and non-commercial activity and/or was obtained from a video provider licensed by MPEG LA to provide MPEG-4 Video. No license is granted or shall be implied for any other use. Additional information including that relating to promotional, internal and commercial uses and licensing may be obtained from MPEG LA, LLC.

See <http://www.mpegla.com>. When installing the MPEG-4 viewer program on additional PCs, please purchase additional licenses (Model No. BB-HCA5A for USA, BB-HCA5CE for others).

## IPv4/IPv6\*1 Dual Stack

These are the world's first\*2 network cameras with standard IPv6 support. Thanks to the dual-stack IPv4/IPv6 structure, they can be installed both on an IPv4 network today, and on an IPv6 network in the future. By passing the stringent requirements for Phase 2 certification, these cameras have also become even more reliable and interoperable.



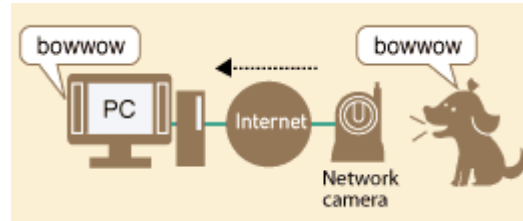
\*1 To connect using IPv6, it is necessary to subscribe to the ISP's "IPv4/IPv6 Dual-Stack" or "IPv6 over IPv4 Tunneling" service. The camera will not work in an IPv6-only network. For more information on IPv6, visit <http://www.ipv6.org>.

\*2 The world's first network cameras of their kind (as of August 2004), featuring an originally developed IPv6-ready protocol stack.

\*3 This logo mark is issued by the IPv6 Ready Logo Program Committee, an IPv6 promotion group established mainly by the IPv6 Forum.

## Built-in Microphone

Sounds picked up by the built-in microphone can be heard through the PC. Video monitoring with sound enhances security by providing additional information that images cannot convey.



## Built-in Human Detection Sensor

The sensor\*<sup>1</sup> detects people, animals, etc., due to temperature changes. When detected, the image or a series of images is sent to you by e-mail\*<sup>2</sup> or FTP data transfer\*<sup>3</sup> for easy checking.

\*1-1 The sensor detects heat by picking up the infrared light naturally emitted from people and animals. Certain thermal environments, sunlight, air conditioners, heaters, etc., may cause detection errors or decrease the range of the sensor.

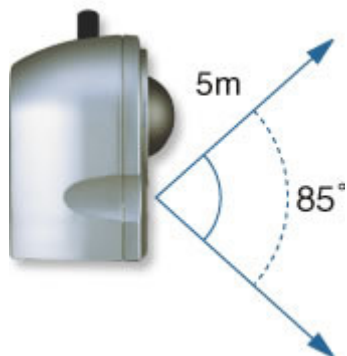
\*1-2 The time needed to send images by e-mail from the camera will vary depending on the condition of the network. When setting the camera to send e-mail images to a cell phone, we recommend setting a longer interval time. If the interval is set too short, more images will be e-mailed to your cell phone and therefore your cell phone charges may be higher.

\*2 PDP before SMTP authentication and SMTP authentication (PLAIN LOGIN and CRAM-MD5) are supported.

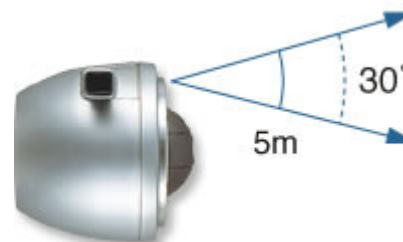
\*3 The sensor's detection history can also be emailed to you once a day at a preset time.

### ■ Detection Range

#### Side view



#### Top view



## Privacy Mode

When you return home, just press a button to cover the lens and protect your privacy. System administrators can also do this over the network

### ■ "Privacy Mode" OFF

### ■ "Privacy Mode" ON



## Remote Pan and Tilt Control

You can use a PC or cell phone directly to change the direction that the camera is facing while monitoring the image. This lets you monitor a large area with a single camera.

### ■ Operating Range




Pan  
(Display Range 143° max)  
Tilt  
(Display Range 82° max)

## 10x Digital Zoom Function\*

It's so reassuring to see your pet's happy face while you are out. A simple mouse operation is all you need to enlarge the image, using the 10x digital zoom, so you get a clear view of your pet's expression. Click here for a demonstration of 10x digital zoom function.

\* This feature is not available when viewing on a cell phone.



10x Digital Zoom

\* Area is multiplied by 10x.

## Specifications – BL-C131 –

Server	
<b>Image compression</b>	JPEG (Motion JPEG), MPEG-4
<b>Video resolution</b>	640 x 480, 320 x 240 (default), 192 x 144
<b>Image quality</b>	JPEG (favor clarity, standard, favor motion), MPEG4
<b>Frame rate*1</b>	Max. 30 frames/sec (640 x 480*3, 320 x 240 or 192 x 144)
<b>Security</b>	User ID/password
<b>Supported protocols</b>	IPv4 / IPv6 Dual-Stack IPv4: TCP, UDP, IP, HTTP, FTP, SMTP, DHCP, DNS, ARP, ICMP, POP3, NTP, UPnP, SMTP Authentication, RTP, RTSP, RTCP IPv6: TCP, UDP, IP, HTTP, FTP, SMTP, DNS, ICMPv6, POP3, NDP, NTP, RTP, RTSP, RTCP
<b>User access limit</b>	Max. 30 simultaneous accesses (MAX. 10 accesses in MPEG-4 mode with sound playback)
<b>Buffered images*2</b>	Approx. 250 images (320 x 240) *standard image quality •with time display
<b>Image transfer method</b>	SMTP*4, FTP, HTTP
<b>Image buffer/transfer triggers</b>	Sensor, timer or motion detection
Network camera	
<b>Zoom</b>	10x digital zoom (by area)
<b>Viewing angle</b>	49° horizontal (total 149°)

	37° vertical(total 87°)
<b>Pan (horizontal direction)</b>	-50° up to +50°
<b>Tilt (vertical direction)</b>	-40° up to +10°
<b>Revolving speed</b>	Pan: max. 50°/sec Tilt: max. 50°/sec
<b>Sensor type</b>	1/6 inch CMOS sensor, approx. 320,000 pixels
<b>Lens focal point</b>	Fixed (focal range: 0.3 m to ∞)
<b>Lens brightness</b>	F2.8
<b>Required light intensity</b>	10 to 10,000 lux (in color night view mode: 3 to 10,000 lux)
<b>Audio</b>	
<b>Audio communication</b>	One-way communication
<b>Audio compression</b>	ADPCM 32 kbps
<b>Audio bandwidth</b>	300 Hz - 3.4 kHz
<b>Audio input</b>	Built-in microphone
<b>Wireless</b>	
<b>Standards</b>	IEEE 802.11 b/g
<b>Antenna</b>	Diversity
<b>Number of channel</b>	11ch. (USA), 13ch. (Others)
<b>Transmission speed</b>	Up to 54 Mbps.
<b>Security</b>	SSID, WEP (64/128/152 bit), WPA-PSK (TKIP), WPA2-PSK (AES)
<b>Terminal</b>	
<b>Network interface</b>	Ethernet (10Base-T/100Base-TX)
<b>General</b>	
<b>Operating temperature</b>	+5°C to +40°C (+41°F to +104°F)
<b>Operating humidity</b>	20% to 80% (no condensation)
<b>Dimensions (H x W x D)</b>	98 x 74 x 73 mm (3 7/8 x 2 15/16 x 2 7/8 inches)
<b>Weight (only the unit)</b>	210 g (0.46 lb)
<b>Power supply (E)</b>	Input: 220 - 240 V AC output: 9 V DC
<b>Power supply (CE)</b>	Input: 100 - 240 V AC output: 9 V DC
<b>Power supply (US)</b>	Input: 120 V AC output: 9 V DC
<b>Consumption</b>	6.0 W

\*1 The frame rate may slow down depending on the network environment, PC performance, image quality, SD memory recording, when color night view mode is activated, etc.

\*2 The maximum number of frames changes depending on the resolution and image quality.

\*3 For MPEG-4 only. Not applicable to JPEG.

\*4 POP Before SMTP Authentication and SMTP Authentication (PLAIN, LOGIN and CRAM-MD5) are supported.

Item	Requirement
<b>Operating system</b>	<b>For IPv4 Connection</b> Microsoft® Windows® XP Microsoft® Windows® 2000 <b>For IPv6 Connection</b> Microsoft® Windows® XP Service Pack 1 or later
<b>CPU</b>	Celeron 2.0 GHz or faster is recommended.
<b>Protocol</b>	<b>For IPv4 Connection</b> TCP/IP protocol (HTTP, TCP, UDP, IP, DNS, ARP, ICMP) <b>For IPv6 Connection</b> TCP/IP protocol (HTTP, TCP, UDP, IP, DNS, ICMPv6, NDP)
<b>Interface</b>	10/100 Mbps network card
<b>Web browser</b>	Internet Explorer® 6.0 or later (not included)
<b>Audio</b>	PC speaker or headphones (required to use the listen feature)
<b>Additional software</b>	<b>For Windows® XP</b> Windows Media® Player 9 or later (not included; required to view camera images buffered in MPEG-4 format) <b>For Windows® 2000</b> Windows Media® Player 9 (not included; required to view camera images buffered in MPEG-4 format)

